

Fiscal Year 2013 - 2014 Budget

*Joe Jerkins
Mayor*



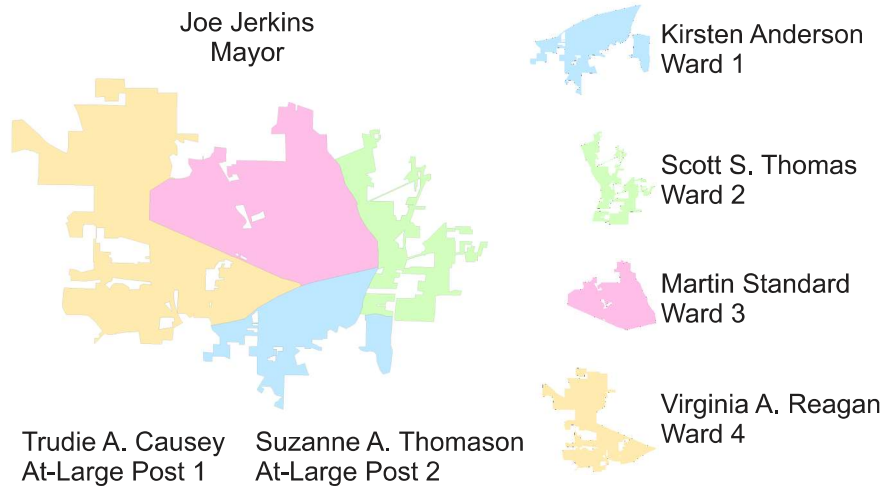
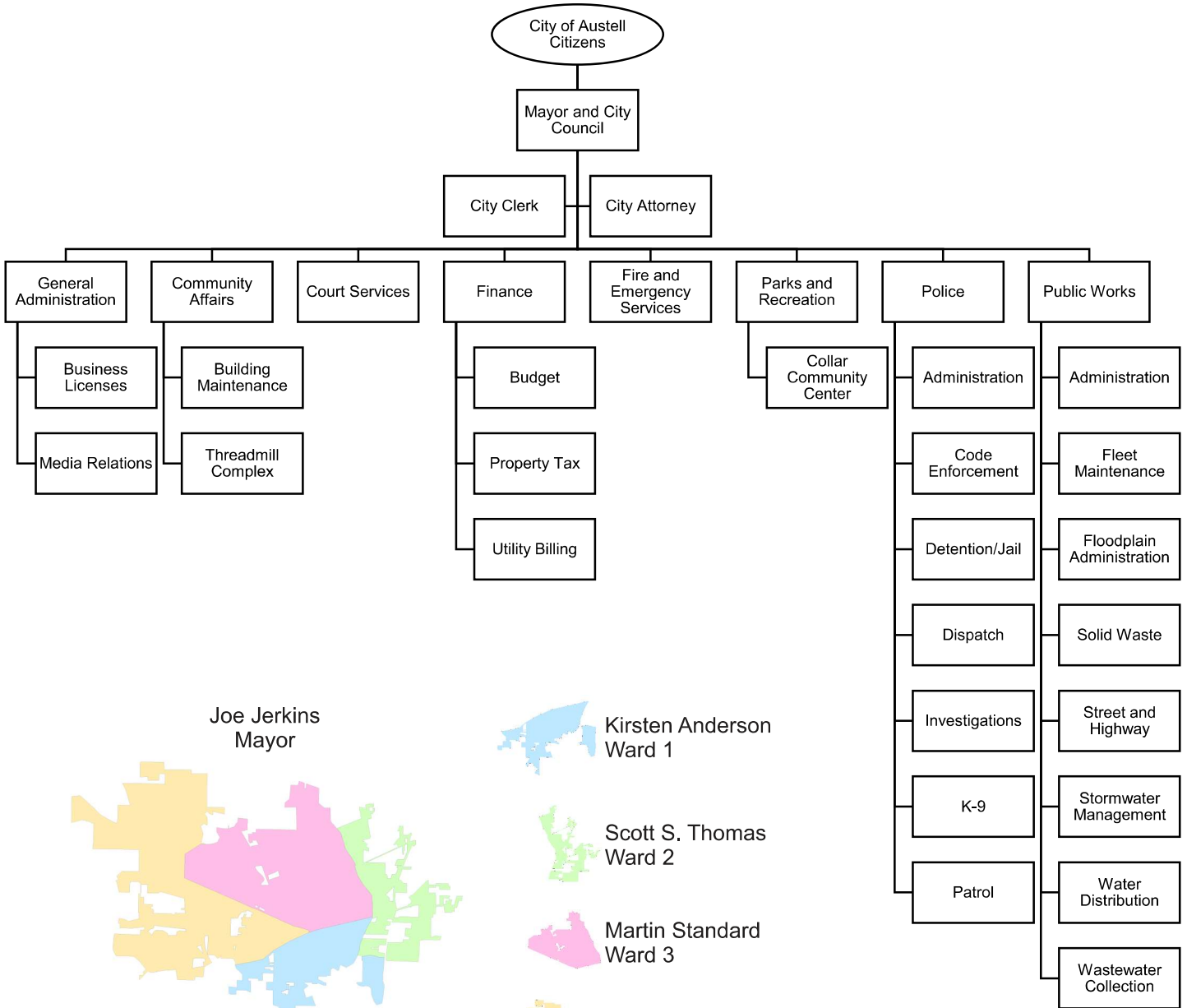
*Denise Soesbee
Finance Director*



Adopted: July 1, 2013

City of Austell

Organizational Chart



City of Austell GENERAL FUND (100)

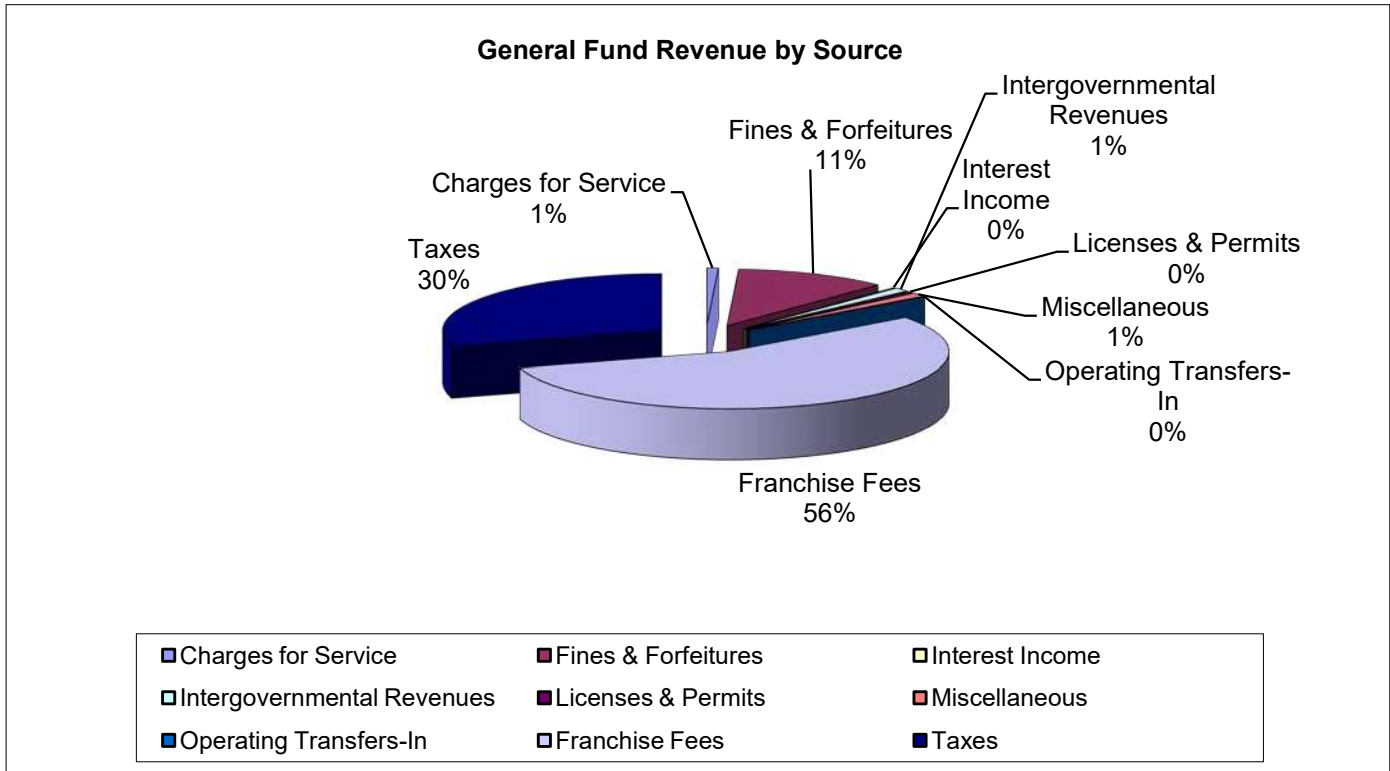
Description

The General Fund supports a majority of the City's basic services ranging from general governmental to public safety.

Overview

A. Revenue

The revenue recorded in the General Fund comes from property taxes, franchise fees, licenses & permits, fines & forfeitures, and other charges for service.



City of Austell
GENERAL FUND (100)

REVENUE

	2012-13	2013-14	Net
	Fiscal Budget	Fiscal Budget	Change
Taxes			
31.1100 REAL PROPERTY-CURRENT YR	585,000.00	585,000.00	0.00
31.1300 UTILITY TAX	0.00	0.00	0.00
31.1310 MOTOR VEHICLE	37,000.00	37,000.00	0.00
31.1320 MOBILE HOME	500.00	500.00	0.00
31.1340 INTANGIBLES (REG & RECORD	1,400.00	1,400.00	0.00
31.1350 RAILROAD EQUIPMENT	0.00	0.00	0.00
31.1600 REAL ESTATE TRANS(INTANGI	1,000.00	1,000.00	0.00
31.1710 ELECTRIC	550,000.00	550,000.00	0.00
31.1750 TELEVISION CABLE	42,000.00	42,000.00	0.00
31.1760 TELEPHONE	75,000.00	75,000.00	0.00
31.3100 LOCAL OPTION SALE/USE TAX	50,000.00	50,000.00	0.00
31.4210 BEER TAX	105,000.00	105,000.00	0.00
31.4220 WINE TAX	12,000.00	12,000.00	0.00
31.4230 LIQUOR TAX	20,000.00	20,000.00	0.00
31.6100 BUSINESS & OCCUPATION TAX	95,000.00	95,000.00	0.00
31.6200 INSURANCE PREMIUM TAX	290,000.00	290,000.00	0.00
31.9110 REAL PROPERTY PEN & INT	2,500.00	2,500.00	0.00
Total Taxes	1,866,400.00	1,866,400.00	0.00
Franchise Fees			
31.1730 GAS	2,920,000.00	3,550,000.00	630,000.00
Total Franchise Fees	2,920,000.00	3,550,000.00	630,000.00
License & Permits			
32.2210 ZONING & LAND USE	2,100.00	2,100.00	0.00
32.2230 SIGN	489.00	489.00	0.00
32.2990 OTHER	1,000.00	1,000.00	0.00
32.3120 BUILDING INSPECTION	20,000.00	20,000.00	0.00
32.3130 PLUMBING INSPECTION	1,000.00	1,000.00	0.00
32.3140 ELECTRICAL INSPECTION	900.00	900.00	0.00
32.3160 AIR CONDITIONING INSPECT	600.00	600.00	0.00
32.3900 OTHER	0.00	0.00	0.00
32.4100 BUSINESS LICENSE PENALTY	200.00	200.00	0.00
Total License & Permits	26,289.00	26,289.00	0.00

City of Austell
GENERAL FUND (100)

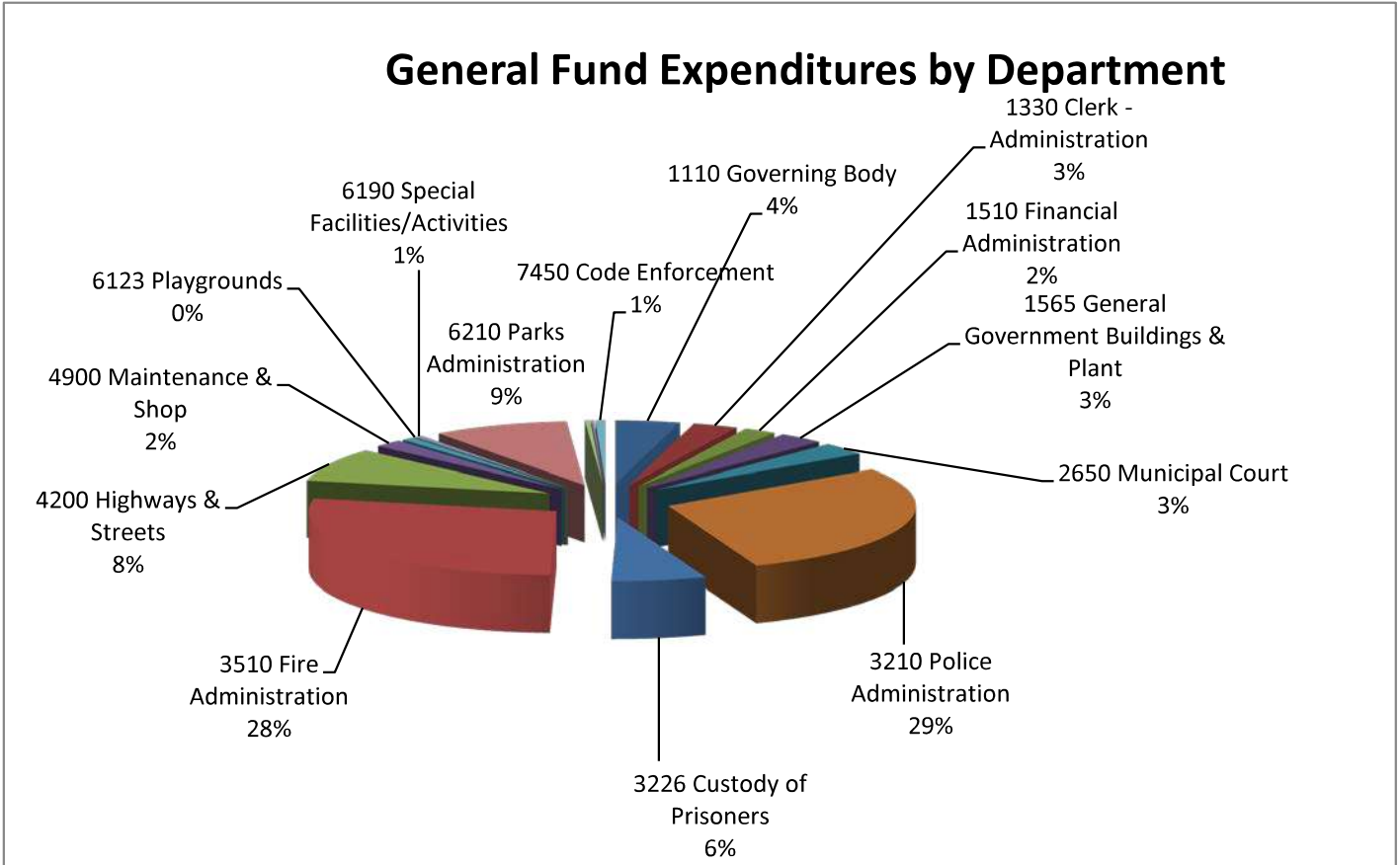
REVENUE (cont.)

Intergovernmental & Charges for Service			
33.7100 SPECIAL PURPOSE - HB 489	70,000.00	70,000.00	0.00
34.1400 PRINT & DUPLICATING SERV	200.00	200.00	0.00
34.2120 ACCIDENT REPORTS	1,000.00	1,000.00	0.00
34.2140 LIFE SCAN FEE	12,000.00	12,000.00	0.00
34.2310 FINGERPRINTING	6,000.00	6,000.00	0.00
34.3220 SERVICE	33,000.00	33,000.00	0.00
34.6410 BACKGROUND CHECK FEES	0.00	0.00	0.00
34.6900 OTHER FEES	0.00	0.00	0.00
34.9300 BAD CHECK FEES	1,000.00	1,000.00	0.00
Total Intergovernmental & Charges for Service	123,200.00	123,200.00	0.00
Fines & Forfeitures			
35.1170 COURT FINES & FORFEITURES	675,000.00	675,000.00	0.00
35.1410 COURT LATE FEE	35,000.00	35,000.00	0.00
Total Fines & Forfeitures	710,000.00	710,000.00	0.00
Other Income			
36.1000 INTEREST REVENUES	5,000.00	5,000.00	0.00
38.1000 RENTS & ROYALTIE	65,000.00	65,000.00	0.00
38.1000 RENTS & ROYALTIE(COM CTR/PARK)	0.00	0.00	0.00
38.9000 OTHER	25,000.00	3,000.00	(22,000.00)
38.9002 SURPLUS SALE	0.00	0.00	0.00
39.1200 OPERATING TRANSFERS IN	0.00	0.00	0.00
Total Other Income	95,000.00	73,000.00	(22,000.00)
Total General Fund Revenue	5,740,889.00	6,348,889.00	608,000.00

City of Austell GENERAL FUND (100)

B. Expenditures

Expenditures in the General fund are reported by various departments. Below is a breakdown of the General Fund expenditures by its individual major departments.



**City of Austell
GENERAL FUND (100)**

**SUMMARY OF GENERAL FUND EXPENDITURES
BY DEPARTMENT**

General Fund by Department	2012-13 Fiscal Budget	2013-14 Fiscal Budget	Net Change
1110 Governing Body	242,167.00	235,659.00	(6,508.00)
1330 Clerk - Administration	176,217.00	169,020.00	(7,197.00)
1510 Financial Administration	88,520.00	97,219.00	8,699.00
1565 General Government Buildings & Plant	158,000.00	172,000.00	14,000.00
2650 Municipal Court	165,901.00	182,790.00	16,889.00
3210 Police Administration	1,560,117.00	1,686,002.00	125,885.00
3226 Custody of Prisoners	324,041.00	351,478.00	27,437.00
3510 Fire Administration	1,558,303.00	1,636,957.00	78,654.00
4200 Highways & Streets	426,096.00	489,217.00	63,121.00
4900 Maintenance & Shop	108,312.00	108,139.00	(173.00)
5530 Community Center	60,100.00	48,400.00	(11,700.00)
6123 Playgrounds	0.00	2,000.00	2,000.00
6190 Special Facilities/Activities	20,715.00	30,315.00	9,600.00
6210 Parks Administration	451,224.00	522,900.00	71,676.00
7210 Protect/Inspection Admin	19,222.00	19,922.00	700.00
7400 Planning & Zoning	2,500.00	9,300.00	6,800.00
7450 Code Enforcement	36,927.00	37,667.00	740.00
7510 Spring Street House	4,000.00	0.00	(4,000.00)
8110 Debt Service	21,654.00	0.00	(21,654.00)
9110 Operating Transfers Out	316,873.00	549,904.00	233,031.00
Total General Fund	5,740,889.00	6,348,889.00	608,000.00

City of Austell
GENERAL FUND (100)
Governing Body (1110)

Governing Body (1110)	2012-13	2013-14	Net
	Fiscal Budget	Fiscal Budget	Change
51.1100 SALARIES & WAGES	114,000.00	114,000.00	0.00
51.2100 GROUP INSURANCE	44,764.00	22,500.00	(22,264.00)
51.2101 LIFE INS & STD	0.00	0.00	0.00
51.2200 FICA	8,395.00	8,395.00	0.00
51.2400 RETIREMENT	17,133.00	19,189.00	2,056.00
51.2700 WORKERS' COMPENSATION	2,000.00	2,000.00	0.00
52.1200 PROFESSIONAL	3,000.00	6,700.00	3,700.00
52.1300 TECHNICAL	2,000.00	2,000.00	0.00
52.2310 RENTAL OF LAND & BUILDING	1,025.00	1,025.00	0.00
52.3100 INSURANCE, OTHER THAN EMP	0.00	0.00	0.00
52.3200 COMMUNICATIONS	6,000.00	6,000.00	0.00
52.3300 ADVERTISING	2,000.00	2,000.00	0.00
52.3400 PRINTING & BINDING	900.00	900.00	0.00
52.3500 TRAVEL	1,000.00	1,000.00	0.00
52.3600 DUES & FEES	4,000.00	4,000.00	0.00
52.3700 EDUCATION & TRAINING	750.00	750.00	0.00
52.3900 OTHER	30,000.00	40,000.00	10,000.00
52.4000 OTHER-BEREVEMENT FUND	900.00	900.00	0.00
53.1100 GENERAL SUPPLY & MATERIAL	900.00	900.00	0.00
53.1300 FOOD	1,500.00	1,500.00	0.00
53.1450 POSTAGE	200.00	300.00	100.00
53.1700 OTHER SUPPLIES	500.00	400.00	(100.00)
54.2300 FURNITURE & FIXTURES	500.00	500.00	0.00
54.2500 OTHER EQUIPMENT	700.00	700.00	0.00
57.2000 PAYMENTS TO OTHER AGENCY	0.00	0.00	0.00
57.9000 CONTINGENCIES	0.00	0.00	0.00
	242,167.00	235,659.00	(6,508.00)

City of Austell
GENERAL FUND (100)
Clerk Administration (1330)

Clerk Administration (1330)	2012-13	2013-14	Net
	Fiscal Budget	Fiscal Budget	Change
51.1100 SALARIES & WAGES	102,232.00	107,735.00	5,503.00
51.2100 GROUP INSURANCE	14,994.00	0.00	(14,994.00)
51.2101 LIFE INS & STD	979.00	979.00	0.00
51.2200 FICA	7,587.00	8,242.00	655.00
51.2400 RETIREMENT	6,936.00	7,768.00	832.00
51.2700 WORKERS' COMPENSATION	4,022.00	4,022.00	0.00
52.1200 PROFESSIONAL	25,000.00	25,000.00	0.00
52.1300 TECHNICAL	500.00	500.00	0.00
52.2200 REPAIRS & MAINTENANCE	200.00	200.00	0.00
52.3100 INSURANCE, OTHER THAN EMP	7,317.00	7,924.00	607.00
52.3200 COMMUNICATIONS	0.00	0.00	0.00
52.3300 ADVERTISING	500.00	500.00	0.00
52.3400 PRINTING & BINDING	750.00	750.00	0.00
52.3500 TRAVEL	500.00	500.00	0.00
52.3600 DUES & FEES	750.00	750.00	0.00
52.3700 EDUCATION & TRAINING	750.00	750.00	0.00
52.3900 OTHER	400.00	400.00	0.00
53.1100 GENERAL SUPPLY & MATERIAL	1,500.00	1,500.00	0.00
53.1270 GASOLINE & DEISEL FUEL	0.00	0.00	0.00
53.1450 POSTAGE	500.00	500.00	0.00
53.1600 SMALL EQUIPMENT	500.00	500.00	0.00
53.1700 OTHER SUPPLIES	300.00	500.00	200.00
54.2500 OTHER EQUIPMENT	0.00	0.00	0.00
	176,217.00	169,020.00	(7,197.00)

City of Austell
GENERAL FUND (100)
Financial Administration (1510)

Financial Administration (1510)	2012-13	2013-14	Net
	Fiscal Budget	Fiscal Budget	Change
51.1100 SALARIES & WAGES	72,000.00	79,064.00	7,064.00
51.2100 GROUP INSURANCE	0.00	0.00	0.00
51.2101 LIFE INS & STD	0.00	0.00	0.00
51.2200 FICA	5,871.00	6,048.00	177.00
51.2400 RETIREMENT	1,630.00	1,826.00	196.00
51.2700 WORKERS' COMPENSATION	4,022.00	4,022.00	0.00
52.1300 TECHNICAL	433.00	433.00	0.00
52.3100 INSURANCE, OTHER THAN EMP	1,064.00	1,152.00	88.00
52.3400 PRINTING & BINDING	500.00	500.00	0.00
52.3500 TRAVEL	0.00	0.00	0.00
52.3600 DUES & FEES	750.00	750.00	0.00
52.3700 EDUCATION & TRAINING	250.00	250.00	0.00
52.3850 CONTRACT LABOR	0.00	0.00	0.00
53.1100 GENERAL SUPPLY & MATERIAL	1,000.00	1,000.00	0.00
54.2500 OTHER EQUIPMENT	1,000.00	1,000.00	0.00
61.2000 FUND BALANCE	0.00	1,174.00	1,174.00
	88,520.00	97,219.00	8,699.00

City of Austell
GENERAL FUND (100)
General Government Building & Plant (1565)

General Government Building & Plant (1565)	2012-13	2013-14	Net
	Fiscal Budget	Fiscal Budget	Change
52.1300 TECHNICAL	37,000.00	51,000.00	14,000.00
52.2100 CLEANING SERVICES	5,500.00	5,500.00	0.00
52.2110 DISPOSAL (E.G. GARBAGE PU	0.00	0.00	0.00
52.2200 REPAIRS & MAINTENANCE	4,000.00	4,000.00	0.00
52.3200 COMMUNICATIONS	72,000.00	72,000.00	0.00
53.1100 GENERAL SUPPLY & MATERIAL	1,500.00	1,500.00	0.00
53.1220 NATURAL GAS	4,000.00	4,000.00	0.00
53.1230 ELECTRICITY	34,000.00	34,000.00	0.00
54.2400 COMPUTERS	0.00	0.00	0.00
54.2500 OTHER EQUIPMENT	0.00	0.00	0.00
57.9000 CONTINGENCIES	0.00	0.00	0.00
	158,000.00	172,000.00	14,000.00

City of Austell
GENERAL FUND (100)
Municipal Court (2650)

Municipal Court (2650)	2012-13	2013-14	Net
	Fiscal Budget	Fiscal Budget	Change
51.1100 SALARIES & WAGES	78,832.00	86,070.00	7,238.00
51.1300 OVERTIME	0.00	4,684.00	4,684.00
51.2100 GROUP INSURANCE	18,355.00	19,944.00	1,589.00
51.2101 LIFE INS & STD	500.00	500.00	0.00
51.2200 FICA	6,428.00	6,943.00	515.00
51.2400 RETIREMENT	0.00	2,256.00	2,256.00
51.2700 WORKERS' COMPENSATION	4,022.00	4,022.00	0.00
52.1200 PROFESSIONAL	45,000.00	45,000.00	0.00
52.1300 TECHNICAL	500.00	500.00	0.00
52.2200 REPAIRS & MAINTENANCE	700.00	700.00	0.00
52.3100 INSURANCE, OTHER THAN EMP	7,314.00	7,921.00	607.00
52.3400 PRINTING & BINDING	300.00	300.00	0.00
52.3600 DUES & FEES	500.00	500.00	0.00
52.3700 EDUCATION & TRAINING	500.00	500.00	0.00
52.3850 CONTRACT LABOR	0.00	0.00	0.00
52.3900 OTHER	500.00	500.00	0.00
53.1100 GENERAL SUPPLY & MATERIAL	1,000.00	1,000.00	0.00
53.1110 GENERAL SUPPLY - OFFICE	0.00	0.00	0.00
53.1400 BOOKS & PERIODICALS	250.00	250.00	0.00
53.1450 POSTAGE	0.00	0.00	0.00
53.1600 SMALL EQUIPMENT	250.00	250.00	0.00
53.1700 OTHER SUPPLIES	500.00	500.00	0.00
54.2400 COMPUTERS	450.00	450.00	0.00
	165,901.00	182,790.00	16,889.00

City of Austell
GENERAL FUND (100)
Police Administration (3210)

Police Administration (3210)	2012-13	2013-14	Net
	Fiscal Budget	Fiscal Budget	Change
51.1100 SALARIES & WAGES	858,635.00	901,567.00	42,932.00
51.1200 TEMPORARY EMPLOYEES	18,100.00	30,000.00	11,900.00
51.1300 OVERTIME	89,900.00	94,395.00	4,495.00
51.2100 GROUP INSURANCE	111,245.00	132,972.00	21,727.00
51.2101 LIFE INS & STD	6,000.00	6,000.00	0.00
51.2200 FICA	75,000.00	78,486.00	3,486.00
51.2400 RETIREMENT	59,070.00	66,158.00	7,088.00
51.2700 WORKERS' COMPENSATION	40,201.00	40,201.00	0.00
52.1200 PROFESSIONAL	5,000.00	5,000.00	0.00
52.1300 TECHNICAL	1,000.00	3,600.00	2,600.00
52.1310 TECHNICAL/LIFE SCAN FEES	1,000.00	1,000.00	0.00
52.2200 REPAIRS & MAINTENANCE	15,000.00	15,000.00	0.00
52.2201 REPAIRS & MAINTENANCE VEHICLES	35,000.00	35,000.00	0.00
52.2205 REPAIRS & MAINTENANCE 800 MHZ	25,000.00	27,000.00	2,000.00
52.2320 RENTAL OF EQUIPMENT & VEH	7,000.00	7,000.00	0.00
52.3100 INSURANCE, OTHER THAN EMP	56,666.00	61,523.00	4,857.00
52.3200 COMMUNICATIONS	21,000.00	28,800.00	7,800.00
52.3400 PRINTING & BINDING	3,000.00	3,000.00	0.00
52.3500 TRAVEL	3,000.00	3,000.00	0.00
52.3600 DUES & FEES	1,800.00	1,800.00	0.00
52.3700 EDUCATION & TRAINING	5,500.00	5,500.00	0.00
53.1100 GENERAL SUPPLY & MATERIAL	18,000.00	18,000.00	0.00
53.1220 NATURAL GAS	2,200.00	2,200.00	0.00
53.1230 ELECTRICITY	0.00	0.00	0.00
53.1270 GASOLINE & DIESEL FUEL	65,000.00	70,000.00	5,000.00
53.1300 FOOD	1,200.00	1,200.00	0.00
53.1400 BOOKS & PERIODICALS	2,000.00	2,000.00	0.00
53.1450 POSTAGE	500.00	500.00	0.00
53.1600 SMALL EQUIPMENT	7,400.00	7,400.00	0.00
53.1700 OTHER SUPPLIES	8,000.00	8,000.00	0.00
53.1701 UNIFORMS	14,000.00	14,000.00	0.00
54.1200 SITE IMPROVEMENTS	0.00	0.00	0.00
54.2200 VEHICLES	0.00	0.00	0.00
54.2300 FURNITURE & FIXTURES	0.00	0.00	0.00
54.2400 COMPUTERS	2,000.00	2,000.00	0.00
54.2500 OTHER EQUIPMENT	1,700.00	13,700.00	12,000.00
57.2000 PAYMENTS TO OTHER AGENCY	0.00	0.00	0.00
	1,560,117.00	1,686,002.00	125,885.00

City of Austell
GENERAL FUND (100)
Custody of Prisoners (3226)

Custody of Prisoners (3226)	2012-13	2013-14	Net
	Fiscal Budget	Fiscal Budget	Change
51.1100 SALARIES & WAGES	208,526.00	218,952.00	10,426.00
51.1300 OVERTIME	18,500.00	19,425.00	925.00
51.2100 GROUP INSURANCE	18,354.00	25,332.00	6,978.00
51.2101 LIFE INS & STD	1,200.00	1,200.00	0.00
51.2200 FICA	16,000.00	18,236.00	2,236.00
51.2400 RETIREMENT	9,142.00	10,239.00	1,097.00
51.2700 WORKERS' COMPENSATION	10,045.00	10,045.00	0.00
52.1200 PROFESSIONAL	600.00	600.00	0.00
52.1300 TECHNICAL	100.00	3,600.00	3,500.00
52.2200 REPAIRS & MAINTENANCE	2,300.00	2,300.00	0.00
52.2201 REPAIRS & MAINTENANCE VEHICLES	500.00	500.00	0.00
52.2300 RENTALS	200.00	200.00	0.00
52.2320 RENTAL OF EQUIPMENT & VEH	3,000.00	3,000.00	0.00
52.3100 INSURANCE, OTHER THAN EMP	18,374.00	19,899.00	1,525.00
52.3200 COMMUNICATIONS	500.00	1,000.00	500.00
52.3400 PRINTING & BINDING	100.00	100.00	0.00
52.3500 TRAVEL	250.00	500.00	250.00
52.3600 DUES & FEES	0.00	0.00	0.00
52.3700 EDUCATION & TRAINING	400.00	400.00	0.00
53.1100 GENERAL SUPPLY & MATERIAL	9,000.00	9,000.00	0.00
53.1300 FOOD	2,000.00	2,000.00	0.00
53.1400 BOOKS & PERIODICALS	0.00	0.00	0.00
53.1700 OTHER SUPPLIES	400.00	400.00	0.00
53.1701 UNIFORMS	2,500.00	2,500.00	0.00
54.1200 SITE IMPROVEMENTS	500.00	500.00	0.00
54.2300 FURNITURE & FIXTURES	300.00	300.00	0.00
54.2400 COMPUTERS	750.00	750.00	0.00
54.2500 OTHER EQUIPMENT	500.00	500.00	0.00
57.2000 PAYMENTS TO OTHER AGENCY	0.00	0.00	0.00
	324,041.00	351,478.00	27,437.00

City of Austell
GENERAL FUND (100)
Fire Administration (3510)

Fire Administration (3510)	2012-13	2013-14	Net
	Fiscal Budget	Fiscal Budget	Change
51.1100 SALARIES & WAGES	877,167.00	921,025.00	43,858.00
51.1200 TEMPORARY EMPLOYEES	25,441.00	25,441.00	0.00
51.1300 OVERTIME	56,828.00	59,670.00	2,842.00
51.2100 GROUP INSURANCE	181,770.00	184,248.00	2,478.00
51.2101 LIFE INS & STD	5,400.00	5,400.00	0.00
51.2200 FICA	77,900.00	77,900.00	0.00
51.2400 RETIREMENT	107,117.00	119,971.00	12,854.00
51.2700 WORKERS' COMPENSATION	42,012.00	42,012.00	0.00
52.1200 PROFESSIONAL	2,000.00	2,000.00	0.00
52.1300 TECHNICAL	1,000.00	1,000.00	0.00
52.2200 REPAIRS & MAINTENANCE	10,000.00	15,000.00	5,000.00
52.2201 REPAIRS & MAINTENANCE VEHICLES	17,000.00	17,000.00	0.00
52.3100 INSURANCE, OTHER THAN EMP	75,268.00	81,515.00	6,247.00
52.3200 COMMUNICATIONS	5,500.00	6,000.00	500.00
52.3300 ADVERTISING	0.00	0.00	0.00
52.3400 PRINTING & BINDING	300.00	300.00	0.00
52.3500 TRAVEL	500.00	500.00	0.00
52.3600 DUES & FEES	150.00	150.00	0.00
52.3700 EDUCATION & TRAINING	4,800.00	4,800.00	0.00
53.1100 GENERAL SUPPLY & MATERIAL	8,000.00	8,000.00	0.00
53.1110 GENERAL SUPPLY & MATERIAL OFFICE	750.00	750.00	0.00
53.1115 GENERAL SUPPLY & MATERIAL EMS SUPPLY	10,000.00	10,000.00	0.00
53.1220 NATURAL GAS	6,500.00	6,500.00	0.00
53.1230 ELECTRICITY	14,000.00	14,000.00	0.00
53.1270 GASOLINE & DIESEL FUEL	12,500.00	14,375.00	1,875.00
53.1400 BOOKS & PERIODICALS	400.00	400.00	0.00
53.1600 SMALL EQUIPMENT	0.00	0.00	0.00
53.1700 OTHER SUPPLIES	1,000.00	1,500.00	500.00
53.1701 UNIFORMS	4,000.00	4,500.00	500.00
54.1200 SITE IMPROVEMENTS	1,000.00	1,000.00	0.00
54.2200 VEHICLES	0.00	0.00	0.00
54.2300 FURNITURE & FIXTURES	1,000.00	1,000.00	0.00
54.2400 COMPUTERS	2,000.00	3,000.00	1,000.00
54.2500 OTHER EQUIPMENT	7,000.00	8,000.00	1,000.00
	1,558,303.00	1,636,957.00	78,654.00

City of Austell
GENERAL FUND (100)
Highways & Streets (4200)

Highways & Streets (4200)	2012-13	2013-14	Net
	Fiscal Budget	Fiscal Budget	Change
51.1100 SALARIES & WAGES	53,664.00	83,495.00	29,831.00
51.1200 TEMPORARY EMPLOYEES	0.00	5,000.00	5,000.00
51.1300 OVERTIME	1,500.00	1,500.00	0.00
51.2100 GROUP INSURANCE	62,687.00	25,200.00	(37,487.00)
51.2101 LIFE INS & STD	1,000.00	1,000.00	0.00
51.2200 FICA	10,461.00	6,388.00	(4,073.00)
51.2400 RETIREMENT	5,212.00	5,837.00	625.00
51.2600 UNEMPLOYMENT	0.00	0.00	0.00
51.2700 WORKERS' COMPENSATION	12,067.00	12,067.00	0.00
52.1200 PROFESSIONAL	1,500.00	100.00	(1,400.00)
52.1300 TECHNICAL	1,500.00	1,500.00	0.00
52.2110 DISPOSAL (E.G. GARBAGE PU	0.00	0.00	0.00
52.2200 REPAIRS & MAINTENANCE	2,500.00	2,500.00	0.00
52.2201 REPAIRS & MAINTENANCE VEHICLES	4,000.00	8,000.00	4,000.00
52.2202 REPAIR & MAINTENANCE - EQUIPMENT	7,000.00	7,000.00	0.00
52.2320 RENTAL OF EQUIPMENT & VEH	500.00	500.00	0.00
52.3100 INSURANCE, OTHER THAN EMP	50,905.00	55,130.00	4,225.00
52.3200 COMMUNICATIONS	5,000.00	5,000.00	0.00
52.3300 ADVERTISING	0.00	0.00	0.00
52.3400 PRINTING & BINDING	500.00	500.00	0.00
52.3600 DUES & FEES	150.00	150.00	0.00
52.3700 EDUCATION & TRAINING	700.00	500.00	(200.00)
52.3850 CONTRACT LABOR	0.00	0.00	0.00
53.1100 GENERAL SUPPLY & MATERIAL	5,000.00	7,500.00	2,500.00
53.1110 GENERAL SUPPLY & MATERIAL OFFICE	250.00	250.00	0.00
53.1120 GENERAL SUPPLY & MATERIAL INMATE SUPPLIE	3,000.00	3,000.00	0.00
53.1130 GENERAL SUPPLY & MATERIAL SIGNS	5,000.00	5,000.00	0.00
53.1220 NATURAL GAS	1,500.00	1,500.00	0.00
53.1230 ELECTRICITY	1,500.00	1,500.00	0.00
53.1250 STREET LIGHTS PD BY CITY	115,000.00	170,000.00	55,000.00
53.1270 GASOLINE & DIESEL FUEL	25,000.00	30,000.00	5,000.00
53.1330 FOOD	500.00	500.00	0.00
53.1450 POSTAGE	0.00	0.00	0.00
53.1600 SMALL EQUIPMENT	500.00	500.00	0.00
53.1700 OTHER SUPPLIES	500.00	500.00	0.00
53.1701 UNIFORMS	1,500.00	1,600.00	100.00
54.1400 INFRASTRUCTURE	0.00	0.00	0.00
54.2400 COMPUTERS	0.00	0.00	0.00
54.2500 OTHER EQUIPMENT	1,000.00	1,000.00	0.00
57.1000 INTERGOVERNMENTAL	45,000.00	45,000.00	0.00
	426,096.00	489,217.00	63,121.00

City of Austell
GENERAL FUND (100)
Maintenance & Shop (4900)

Maintenance & Shop (4900)	2012-13	2013-14	Net
	Fiscal Budget	Fiscal Budget	Change
51.1100 SALARIES & WAGES	64,335.00	67,552.00	3,217.00
51.1300 OVERTIME	0.00	0.00	0.00
51.2100 GROUP INSURANCE	12,236.00	6,648.00	(5,588.00)
51.2101 LIFE INS & STD	400.00	400.00	0.00
51.2200 FICA	4,922.00	5,168.00	246.00
51.2400 RETIREMENT	2,973.00	3,330.00	357.00
51.2700 WORKERS' COMPENSATION	4,022.00	4,022.00	0.00
52.1200 PROFESSIONAL	300.00	1,000.00	700.00
52.1300 TECHNICAL	500.00	500.00	0.00
52.2200 REPAIRS & MAINTENANCE	1,000.00	1,500.00	500.00
52.2201 REPAIRS & MAINTENANCE VEHICLES	500.00	750.00	250.00
52.2202 REPAIRS & MAINTENANCE EQUIPMENT	250.00	250.00	0.00
52.3100 INSURANCE, OTHER THAN EMP	7,774.00	8,419.00	645.00
52.3200 COMMUNICATIONS	500.00	1,000.00	500.00
52.3300 ADVERTISING	0.00	0.00	0.00
52.3600 DUES & FEES	300.00	300.00	0.00
52.3700 TRAINING	1,000.00	300.00	(700.00)
53.1100 GENERAL SUPPLY & MATERIAL	2,000.00	2,000.00	0.00
53.1220 NATURAL GAS	1,500.00	1,500.00	0.00
53.1270 GASOLINE & DIESEL FUEL	1,500.00	500.00	(1,000.00)
53.1600 SMALL EQUIPMENT	500.00	500.00	0.00
53.1700 OTHER SUPPLIES	500.00	500.00	0.00
53.1701 UNIFORMS	300.00	1,000.00	700.00
54.2500 OTHER EQUIPMENT	1,000.00	1,000.00	0.00
	108,312.00	108,139.00	(173.00)

City of Austell
GENERAL FUND (100)
Community Center (5530)

Community Center (5530)	2012-13	2013-14	Net
	Fiscal Budget	Fiscal Budget	Change
51.1100 SALARIES & WAGES	4,000.00	0.00	(4,000.00)
51.2200 FICA	400.00	0.00	(400.00)
52.1200 PROFESSIONAL	1,000.00	1,000.00	0.00
52.1300 TECHNICAL	0.00	0.00	0.00
52.2110 DISPOSAL (E.G. GARBAGE PU)	1,200.00	1,400.00	200.00
52.2130 CUSTODIAL	3,500.00	3,500.00	0.00
52.2200 REPAIRS & MAINTENANCE	2,000.00	2,000.00	0.00
52.3850 CONTRACT LABOR	0.00	7,000.00	7,000.00
53.1100 GENERAL SUPPLY & MATERIAL	2,500.00	3,000.00	500.00
53.1220 NATURAL GAS	3,500.00	3,500.00	0.00
53.1230 ELECTRICITY	18,000.00	20,000.00	2,000.00
53.1600 SMALL EQUIPMENT	2,000.00	2,000.00	0.00
53.1700 OTHER SUPPLIES	0.00	0.00	0.00
54.2100 MACHINERY	22,000.00	5,000.00	(17,000.00)
	60,100.00	48,400.00	(11,700.00)

Playgrounds (6123)

Playgrounds (6123)	2012-13	2013-14	Net
	Fiscal Budget	Fiscal Budget	Change
53.1100 GENERAL SUPPLY & MATERIAL	0.00	0.00	0.00
54.2500 OTHER EQUIPMENT	0.00	2,000.00	2,000.00
Total Playgrounds (6123)	0.00	2,000.00	2,000.00

City of Austell
GENERAL FUND (100)
Special Facilities/Activities (6190)

Special Facilities/Activities (6190)	2012-13	2013-14	Net
	Fiscal Budget	Fiscal Budget	Change
51.1200 TEMPORARY	1,500.00	2,500.00	1,000.00
51.1300 OVERTIME	5,000.00	6,500.00	1,500.00
51.2200 FICA	765.00	765.00	0.00
52.1200 PROFESSIONAL	700.00	800.00	100.00
52.1300 TECHNICAL	0.00	0.00	0.00
52.2200 REPAIRS & MAINTENANCE	1,500.00	0.00	(1,500.00)
52.2300 RENTALS	0.00	0.00	0.00
52.2320 RENTAL OF EQUIPMENT & VEH	0.00	0.00	0.00
52.3300 ADVERTISING	250.00	250.00	0.00
52.3850 CONTRACT LABOR	0.00	0.00	0.00
53.1100 GENERAL SUPPLY & MATERIAL	10,000.00	18,000.00	8,000.00
53.1230 ELECTRICITY	0.00	0.00	0.00
53.1300 FOOD	1,000.00	1,500.00	500.00
53.1700 OTHER SUPPLIES	0.00	0.00	0.00
Total Special Facilities/Activities (6190)	20,715.00	30,315.00	9,600.00

City of Austell
GENERAL FUND (100)
Parks Administration (6210)

Parks Administration (6210)	2012-13	2013-14	Net
	Fiscal Budget	Fiscal Budget	Change
51.1100 SALARIES & WAGES	225,498.00	236,773.00	11,275.00
51.1200 TEMPORARY EMPLOYEES	0.00	32,000.00	32,000.00
51.1300 OVERTIME	9,000.00	3,000.00	(6,000.00)
51.2100 GROUP INSURANCE	45,368.00	25,332.00	(20,036.00)
51.2101 LIFE INS & STD	1,900.00	1,900.00	0.00
51.2200 FICA	20,885.00	18,343.00	(2,542.00)
51.2400 RETIREMENT	19,626.00	21,981.00	2,355.00
51.2700 WORKERS' COMPENSATION	14,067.00	14,067.00	0.00
52.1200 PROFESSIONAL	1,000.00	2,500.00	1,500.00
52.1300 TECHNICAL	0.00	0.00	0.00
52.2200 REPAIRS & MAINTENANCE	5,000.00	6,000.00	1,000.00
52.2201 REPAIRS & MAINTENANCE VEHICLES	4,500.00	4,500.00	0.00
52.2202 REPAIRS & MAINTENANCE EQUIPMENT	1,000.00	5,000.00	4,000.00
52.2320 RENTAL OF EQUIPMENT & VEH	1,000.00	0.00	(1,000.00)
52.3100 INSURANCE, OTHER THAN EMP	21,980.00	23,804.00	1,824.00
52.3200 COMMUNICATIONS	3,000.00	4,000.00	1,000.00
52.3600 DUES & FEES	0.00	0.00	0.00
52.3700 EDUCATION & TRAINING	0.00	0.00	0.00
52.3850 CONTRACT LABOR	0.00	25,000.00	25,000.00
53.1100 GENERAL SUPPLY & MATERIAL	25,000.00	25,000.00	0.00
53.1120 GENERAL SUPPLY & MATERIAL- INMATES	5,000.00	5,000.00	0.00
53.1220 NATURAL GAS	2,200.00	4,000.00	1,800.00
53.1230 ELECTRICITY	17,500.00	20,000.00	2,500.00
53.1270 GASOLINE & DIESEL FUEL	17,000.00	19,000.00	2,000.00
53.1300 FOOD	500.00	500.00	0.00
53.1600 SMALL EQUIPMENT	4,000.00	4,000.00	0.00
53.1700 OTHER SUPPLIES	0.00	0.00	0.00
53.1701 UNIFORMS	1,200.00	1,200.00	0.00
54.1200 SITE IMPROVEMENTS	5,000.00	20,000.00	15,000.00
54.2300 FURNITURE & FIXTURES	0.00	0.00	0.00
54.2500 OTHER EQUIPMENT	0.00	0.00	0.00
57.1000 INTERGOVERNMENTAL	0.00	0.00	0.00
	451,224.00	522,900.00	71,676.00

City of Austell
GENERAL FUND (100)
Protect/Inspection Admin (7210)

	2012-13	2013-14	Net
	Fiscal Budget	Fiscal Budget	Change
Protect/Inspection Admin (7210)			
51.1100 SALARIES & WAGES	13,000.00	13,650.00	650.00
51.2200 FICA	1,000.00	1,050.00	50.00
51.2700 WORKERS' COMPENSATION	4,022.00	4,022.00	0.00
52.1200 PROFESSIONAL	0.00	0.00	0.00
52.3200 COMMUNICATIONS	300.00	300.00	0.00
52.3400 PRINTING & BINDING	0.00	0.00	0.00
52.3700 EDUCATION & TRAINING	500.00	500.00	0.00
53.1100 GENERAL SUPPLY & MATERIAL	200.00	200.00	0.00
53.1400 BOOKS & PERIODICALS	200.00	200.00	0.00
Total Protect/Inspection Admin (7210)	19,222.00	19,922.00	700.00

Planning & Zoning (7400)

	2012-13	2013-14	Net
	Fiscal Budget	Fiscal Budget	Change
Planning & Zoning (7400)			
51.1100 SALARIES & WAGES	0.00	0.00	0.00
51.2200 FICA	100.00	100.00	0.00
52.1200 PROFESSIONAL	1,200.00	8,000.00	6,800.00
52.3300 ADVERTISING	400.00	400.00	0.00
52.3400 PRINTING & BINDING	500.00	500.00	0.00
53.1100 GENERAL SUPPLY & MATERIAL	300.00	300.00	0.00
Total Planning & Zoning (7400)	2,500.00	9,300.00	6,800.00

City of Austell
GENERAL FUND (100)
Code Enforcement (7450)

	2012-13	2013-14	Net
Code Enforcement (7450)	Fiscal Budget	Fiscal Budget	Change
51.1100 SALARIES & WAGES	30,000.00	30,000.00	0.00
51.1200 TEMPORARY EMPLOYEES	0.00	0.00	0.00
51.2200 FICA	1,555.00	2,295.00	740.00
51.2700 WORKERS' COMPENSATION	4,022.00	4,022.00	0.00
52.2200 REPAIRS & MAINTENANCE	0.00	0.00	0.00
52.3200 COMMUNICATIONS	1,000.00	1,000.00	0.00
52.3500 TRAVEL	0.00	0.00	0.00
52.3600 DUES & FEES	0.00	0.00	0.00
52.3700 EDUCATION & TRAINING	0.00	0.00	0.00
53.1100 GENERAL SUPPLY & MATERIAL	100.00	100.00	0.00
53.1400 BOOKS & PERIODICALS	0.00	0.00	0.00
53.1450 POSTAGE	0.00	0.00	0.00
53.1700 OTHER SUPPLIES	100.00	100.00	0.00
53.1701 UNIFORMS	150.00	150.00	0.00
54.2200 VEHICLES	0.00	0.00	0.00
Total Code Enforcement (7450)	36,927.00	37,667.00	740.00

Spring Street Property (7510)

	2012-13	2013-14	Net
Spring Street Property (7510)	Fiscal Budget	Fiscal Budget	Change
52.2200 REPAIRS & MAINTENANCE	0.00	0.00	0.00
53.1210 WATER/SEWERAGE	0.00	0.00	0.00
53.1220 NATURAL GAS	1,000.00	0.00	(1,000.00)
53.1230 ELECTRICITY	3,000.00	0.00	(3,000.00)
54.1200 IMPROVEMENTS	0.00	0.00	0.00
Total Spring Street Property (7510)	4,000.00	0.00	(4,000.00)

City of Austell
GENERAL FUND (100)
Debt Service (8110)

	2012-13	2013-14	Net
	Fiscal Budget	Fiscal Budget	Change
Debt Service (8110)			
58.1200 PRINCIPAL - CAPITAL LEASE (LEAF TRUCK)	20,805.00	0.00	(20,805.00)
58.1300 INTEREST - CAPITAL LEASE (LEAF TRUCK)	849.00	0.00	(849.00)
Total Debt Service (8110)	21,654.00	0.00	(21,654.00)

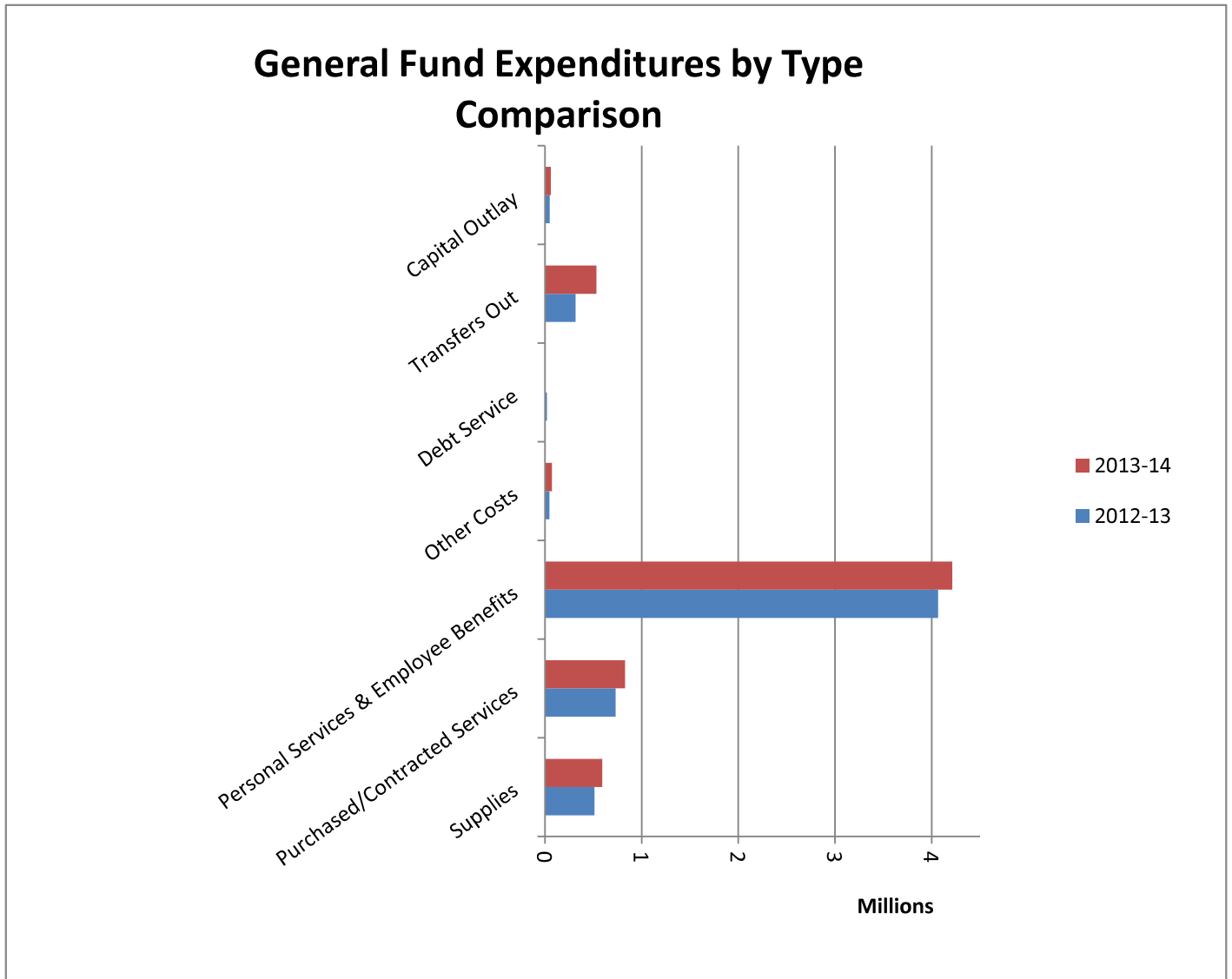
Operating Transfers (9110)

	2012-13	2013-14	Net
	Fiscal Budget	Fiscal Budget	Change
Operating Transfers-Out (9110)			
61.2100 OPERATING TRANSFERS OUT-T-MILL	0.00	0.00	0.00
61.2110 OPERATING TRANSFERS OUT-E-911	316,873.00	549,904.00	233,031.00
Total Operating Transfers-Out (9110)	316,873.00	549,904.00	233,031.00

City of Austell
GENERAL FUND (100)
SUMMARY INFORMATION

The chart below displays the General Fund Expenditures by type and compares the 2012-13 fiscal budget with the 2013-14 fiscal budget.

	2012-13	2013-14	Net	Net
	Fiscal Budget	Fiscal Budget	Change	Change %
Supplies	509,750.00	593,425.00	83,675.00	16%
Purchased/Contracted Services	734,770.00	827,995.00	93,225.00	13%
Personal Services & Employee Benefits	4,065,442.00	4,269,991.00	204,549.00	5%
Other Costs	45,000.00	46,174.00	1,174.00	3%
Debt Service	21,654.00	0.00	(21,654.00)	-100%
Transfers Out	316,873.00	549,904.00	233,031.00	74%
Capital Outlay	47,400.00	61,400.00	14,000.00	30%
Grand Total	5,740,889.00	6,348,889.00	608,000.00	11%



City of Austell
CONFISCATED ASSETS
(210)

Overview

A. Revenue

The revenue generated by this fund comes from money and/or property confiscated in a drug seizure. This money is held in escrow until the case is settled in court, at which time the City owns the property.

	REVENUE		
	2012-13	2013-14	Net
	Fiscal Budget	Fiscal Budget	Change
Fines & Forfeitures			
35.1320 CONFISCATED PROPERTIES	5,000.00	5,000.00	0.00
Total Fines & Forfeitures	5,000.00	5,000.00	0.00

B. Expenditures

Expenditures under the Confiscated Assets fund is limited to training and equipment for public safety.

	EXPENDITURES		
	2012-13	2013-14	Net
	Fiscal Budget	Fiscal Budget	Change
Confiscated Assets Fund			
53.1700 OTHER SUPPLIES	5,000.00	5,000.00	0.00
Total Confiscated Assets Fund	5,000.00	5,000.00	0.00

City of Austell
E-911
(215)

Description

The E-911 Fund is used to provide communication and dispatch services to our public safety departments.

Overview

A. Revenue

A telecommunication tax on both landline and wireless services provide revenue for the E-911 fund. also included in their revenue are transfers from the General Fund and Fund Balance carried over from previous years.

	REVENUE		
	2012-13	2013-14	Net
	Fiscal Budget	Fiscal Budget	Change
E-911			
34.2500 E-911 CHARGES	112,000.00	112,000.00	0.00
34.6410 BACKGROUND CHECK FEES	12,000.00	12,000.00	0.00
36.1000 INTEREST REVENUE	200.00	200.00	0.00
39.1200 OPERATING TRANSFERS IN	406,515.00	387,954.00	(18,561.00)
	530,715.00	512,154.00	(18,561.00)

City of Austell
E-911
(215)

B. Expenditures

Expenditures for the E-911 fund are for the operations and management of the City's telecommunicators.

E-911 Fund (3800)	EXPENDITURES		
	2012-13	2013-14	Net
	Fiscal Budget	Fiscal Budget	Change
51.1100 SALARIES & WAGES	219,757.00	238,013.00	(18,256.00)
51.1300 OVERTIME	57,000.00	62,000.00	(5,000.00)
51.2100 GROUP INSURANCE	86,555.00	37,728.00	48,827.00
51.2101 LIFE INS & STD	200.00	200.00	0.00
51.2200 FICA	24,250.00	22,950.00	1,300.00
51.2400 RETIREMENT	11,412.00	12,781.00	(1,369.00)
51.2700 WORKERS' COMPENSATION	22,111.00	22,111.00	0.00
52.1200 PROFESSIONAL	1,500.00	1,500.00	0.00
52.1300 TECHNICAL	200.00	3,700.00	(3,500.00)
52.2200 REPAIRS & MAINTENANCE	19,000.00	19,000.00	0.00
52.3100 INSURANCE, OTHER THAN EMP	34,230.00	37,071.00	(2,841.00)
52.3200 COMMUNICATIONS	40,000.00	40,000.00	0.00
52.3400 PRINTING & BINDING	300.00	300.00	0.00
52.3500 TRAVEL	2,500.00	3,000.00	(500.00)
52.3600 DUES & FEES	600.00	600.00	0.00
52.3700 EDUCATION & TRAINING	1,000.00	1,000.00	0.00
53.1100 GENERAL SUPPLY & MATERIAL	5,000.00	5,000.00	0.00
53.1300 FOOD	100.00	100.00	0.00
53.1400 BOOKS & PERIODICALS	600.00	700.00	(100.00)
53.1450 POSTAGE	100.00	100.00	0.00
53.1700 OTHER SUPPLIES	300.00	300.00	0.00
53.1701 UNIFORMS	3,000.00	3,000.00	0.00
54.2400 COMPUTERS	1,000.00	1,000.00	0.00
54.2500 OTHER EQUIPMENT	0.00	0.00	0.00
	530,715.00	512,154.00	18,561.00

City of Austell MULTIPLE GRANT (250)

Description

The Multiple Grant Fund represents grant revenues and matching funds for moneys received by state and federal agencies.

Overview

A. Revenue

Revenue from the grant fund comes from proceeds of our CDBG grants with Cobb County.

	REVENUE		
	2012-13 Fiscal Budget	2013-14 Fiscal Budget	Net Change
Grant Fund (250)			
33.1100 INTERGOVERNMENTAL-POLICE	5,000.00	0.00	(5,000.00)
33.1100 INTERGOVERNMENTAL-PARKS	35,000.00	20,000.00	(15,000.00)
Total Grant Fund (250)	40,000.00	20,000.00	(20,000.00)

B. Expenditures

Expenditures for the Grant fund is limited to the purchase and maintenance of playground equipment.

	EXPENDITURES		
	2012-13 Fiscal Budget	2013-14 Fiscal Budget	Net Change
Police (3210)			
54.2500 OTHER EQUIPMENT	5,000.00	0.00	(5,000.00)
Total Police (3210)	5,000.00	0.00	(5,000.00)
Parks (6210)			
54.2500 OTHER EQUIPMENT	35,000.00	20,000.00	(15,000.00)
Total Parks (6210)	35,000.00	20,000.00	(15,000.00)
Total Grant Expenditures	40,000.00	20,000.00	(20,000.00)

**City of Austell
HOTEL/MOTEL
(275)**

Overview

A. Revenue

The revenue generated by the Hotel/Motel fund comes from the tax charged on daily room rates. The current percentage charge for Hotel/Motel tax is 8%.

	REVENUE		
	2012-13	2013-14	Net
	Fiscal Budget	Fiscal Budget	Change
Taxes			
31.4100 HOTEL / MOTEL	3,200.00	3,200.00	0.00
Total Taxes	3,200.00	3,200.00	0.00

B. Expenditures

Expenditures for the Hotel/Motel fund is limited to those items that promote tourism and economic growth.

	EXPENDITURES		
	2012-13	2013-14	Net
	Fiscal Budget	Fiscal Budget	Change
Hotel/Motel Fund			
52.3600 DUES & FEES	3,200.00	3,200.00	0.00
Total Hotel/Motel Fund	3,200.00	3,200.00	0.00

**City of Austell
THREADMILL
(311)**

Description

The Threamill Fund is for the operations and management of the Threadmill Mall property.

Overview

A. Revenue

Rental income from Threadmill tenants generates a majority of the revenue for this fund. Also included in their revenue are transfers from the General Fund.

	REVENUE		
	2012-13	2013-14	Net
	Fiscal Budget	Fiscal Budget	Change
Threadmill Revenue			
36.1000 INTEREST	300.00	300.00	0.00
38.1000 RENTS & ROYALTIES-T/MILL	1,216,467.00	1,216,467.00	0.00
39.1000 OPERATING TRANSFERS IN	180,581.00	274,671.00	94,090.00
Total Threadmill Revenue	1,397,348.00	1,491,438.00	94,090.00

City of Austell
THREADMILL
(311)

B. Expenditures

Expenditures for the Threadmill Fund are for the management and operations as well as debt service for the Threadmill Mall property.

EXPENDITURES
General Gov't Building & Plants (1565)

General Gov't Building & Plants (1565)	2012-13 Fiscal Budget	2013-14 Fiscal Budget	Net Change
51.1100 SALARIES & WAGES	185,828.00	195,120.00	9,292.00
51.1200 TEMPORARY EMPLOYEES	5,000.00	0.00	(5,000.00)
51.1300 OVERTIME	5,000.00	5,000.00	0.00
51.2100 GROUP INSURANCE	35,890.00	51,615.00	15,725.00
51.2101 LIFE INS & STD	1,500.00	1,500.00	0.00
51.2200 FICA	14,900.00	15,310.00	410.00
51.2300 TEMPORARY EMPLOYEES	0.00	0.00	0.00
51.2400 RETIREMENT	2,430.00	2,722.00	292.00
51.2700 WORKERS' COMPENSATION	10,045.00	10,045.00	0.00
52.1100 OFFICIAL ADMINISTRATIVE	0.00	0.00	0.00
52.1200 PROFESSIONAL	90,000.00	90,000.00	0.00
52.1300 TECHNICAL	18,500.00	31,500.00	13,000.00
52.2100 CLEANING SERVICES	0.00	0.00	0.00
52.2110 DISPOSAL (E.G. GARBAGE PU	7,000.00	7,000.00	0.00
52.2200 REPAIRS & MAINTENANCE	35,000.00	35,000.00	0.00
52.2201 REPAIRS & MAINTENANCE VEHIC	1,500.00	1,500.00	0.00
52.2320 RENTAL OF EQUIPMENT & VEH	1,000.00	1,000.00	0.00
52.3100 INSURANCE, OTHER THAN EMP	15,213.00	16,476.00	1,263.00
52.3200 COMMUNICATIONS	3,000.00	4,000.00	1,000.00
52.3300 ADVERTISING	0.00	0.00	0.00
52.3400 PRINTING & BINDING	0.00	0.00	0.00
52.3600 DUES & FEES	400.00	400.00	0.00
52.3700 EDUCATION & TRAINING	0.00	0.00	0.00
52.3850 CONTRACT LABOR	0.00	25,000.00	25,000.00
53.1100 GENERAL SUPPLY & MATERIAL	30,000.00	40,000.00	10,000.00
53.1210 WATER / SEWERAGE	35,000.00	35,000.00	0.00
53.1220 NATURAL GAS	10,000.00	10,000.00	0.00
53.1230 ELECTRICITY	295,000.00	295,000.00	0.00
53.1270 GASOLINE & DIESEL FUEL	0.00	1,000.00	1,000.00
53.1300 FOOD	500.00	500.00	0.00
53.1450 POSTAGE	50.00	50.00	0.00
53.1600 SMALL EQUIPMENT	2,000.00	2,000.00	0.00
53.1700 OTHER SUPPLIES	2,000.00	2,000.00	0.00
53.1701 UNIFORMS	1,500.00	1,500.00	0.00
54.1200 SITE IMPROVEMENTS	2,500.00	2,500.00	0.00
54.2100 MACHINERY	5,000.00	7,000.00	2,000.00
54.2300 FURNITURE & FIXTURES	0.00	0.00	0.00
54.2400 COMPUTERS	2,913.00	3,000.00	87.00
54.2500 OTHER EQUIPMENT	2,000.00	2,000.00	0.00
Total General Gov't Building & Plants (1565)	820,669.00	894,738.00	74,069.00

**City of Austell
THREADMILL
(311)**

EXPENDITURES cont.

Debt Service Threadmill (8110)

Debt Service Threadmill (8110)

58.1300 PRINCIPAL-OTHER DEBT	315,000.00	459,000.00	144,000.00
58.2300 INTEREST-OTHER DEBT	261,679.00	137,700.00	(123,979.00)
Total Debt Service Threadmill (8110)	576,679.00	596,700.00	20,021.00
<hr/>			
Total Threadmill Expenditures	1,397,348.00	1,491,438.00	94,090.00

**City of Austell
SPLOST-COBB
(325)**

Description

The SPLOST Fund represents a special purpose local option sales tax distributed by Cobb County.

Overview

A. Revenue

A 1% additional sales tax provides the revenue for this fund. Reserve balances from 2011-12 fiscal year also accounts for monies to be used.

	REVENUE			
	Total Actual YTD through June 30, 2012	2013-14 Budget	Total Projected through 6/30/2014	Project Authorization
SPLOST Fund (325) - 2005 Referendum				
31.3200 SPLOST REVENUE (Roads, streets, curbs, gutters and sidewalks)	2,042,132.00	0.00	2,042,132.00	2,042,132.00
31.3220 SPLOST REVENUE (Radio System)	160,334.00	0.00	160,334.00	160,334.00
Total SPLOST Fund (325)	2,202,466.00	0.00	2,202,466.00	2,202,466.00
SPLOST Fund (325) - 2011 Referendum				
31.3200 SPLOST REVENUE (Transportation)	895,920.00	700,828.00	1,596,748.00	2,803,312.00
31.3210 SPLOST REVENUE (Parks Projects)	373,300.00	292,013.00	665,313.00	1,168,046.00
31.3220 SPLOST REVENUE (Public Safety)	223,981.00	175,207.00	399,188.00	700,828.00
Total SPLOST Fund (325)	1,493,201.00	1,168,048.00	2,661,249.00	4,672,186.00
Grand Total SPLOST Fund (325)			4,863,715.00	6,874,652.00

B. Expenditures

	EXPENDITURES			
	Total Actual YTD through June 30, 2012	2013-14 Budget	Total Projected through 6/30/2014	Project Length Budget Prior Years
SPLOST Fund (325) - 2005 Referendum				
Public Works Projects (4210)				
54.1400 INFRASTRUCTURE	1,651,465.00	390,667.00	2,042,132.00	2,042,132.00
Public Safety (3510)				
54.1400 EQUIPMENT	156,741.80	3,592.90	160,334.70	160,334.00
SPLOST Fund (325) - 2005 Referendum	1,808,206.80	394,259.90	2,202,466.70	2,202,466.00
SPLOST Fund (325) - 2011 Referendum				
Public Works Projects (4210)				
54.1400 INFRASTRUCTURE				
54.1200 EQUIPMENT	501,137.00	700,828.00	1,201,965.00	2,803,312.00
Parks Projects (6210)				
54.1400 EQUIPMENT	397,657.00	292,012.00	689,669.00	1,168,046.00
Public Safety (3510)				
54.1400 EQUIPMENT	584,530.00	110,470.00	695,000.00	695,000.00
54.1200 SITE IMPROVEMENTS	3,800.00	2,028.00	5,828.00	5,828.00
	1,487,124.00	1,105,338.00	2,592,462.00	4,672,186.00
			4,794,928.70	6,874,652.00

**City of Austell
HMGP Grant Fund
(340)**

Description

The HMGP Grant fund accounts for the funds awarded by GEMA and FEMA to purchase substantially damaged properties during the 2009 Flood.

Overview

A. Revenue

Revenue for this fund are reimbursements from FEMA and GEMA.

	REVENUE		
	2012-13	2013-14	Net
	Fiscal Budget	Fiscal Budget	Change
Revenue			
33.1201 ACQUISITION COSTS	250,000.00	3,000,000.00	2,750,000.00
Total Revenue (340)	250,000.00	3,000,000.00	2,750,000.00

B. Expenditures

Expenditures for the HMGP fund include professional services for land acquisition costs.

	EXPENDITURES		
	2012-13	2013-14	Net
	Fiscal Budget	Fiscal Budget	Change
HMGP FUND (3460)			
52.1200 PROFESSIONAL	250,000.00	3,000,000.00	2,750,000.00
Total HMGP (3460)	250,000.00	3,000,000.00	2,750,000.00

**City of Austell
WATER/SEWER
(505)**

Description

The Water Fund provides operations and maintenance for City owned water and sewerage services. It also maintains the stormwater infrastructure.

Overview

A. Revenue

Revenue for the water department comes from charges for service such as water/sewer charges, tap fees and SDF fees.

	REVENUE		
	2012-13	2013-14	Net
	Fiscal Budget	Fiscal Budget	Change
Water Fund Revenue			
32.2900 PERMIT FEES (FATS, OI, GREASE)	2,000.00	2,000.00	0.00
34.4210 WATER CHARGES	1,600,000.00	1,600,000.00	0.00
34.4255 SEWERAGE CHARGES	1,800,000.00	1,800,000.00	0.00
34.4259 WATER CUT ON FEES	50,000.00	50,000.00	0.00
34.4261 SDF FEES	10,000.00	10,000.00	0.00
34.4264 OTHER - SITE PLAN REVIEW	1,000.00	2,000.00	1,000.00
34.4265 COBB CO SDF FEES	0.00	0.00	0.00
34.4266 VMH SEWER DEDICATION FEES	0.00	0.00	0.00
34.4270 UB PENALTY FEES	58,000.00	58,000.00	0.00
34.6901 OTHER FEES	500.00	500.00	0.00
34.6902 WATER TAP FEES	5,000.00	5,000.00	0.00
34.6903 SEWER BACKFLOW VALVES	500.00	500.00	0.00
36.1000 INTEREST	0.00	0.00	0.00
39.1200 OPERATING TRANSFERS IN	0.00	0.00	0.00
Total Water Fund Revenue	3,527,000.00	3,528,000.00	1,000.00

**City of Austell
WATER/SEWER
(505)**

B. Expenditures

Expenditures for the Water fund is divided between four operations department and one department dedicated to capital improvements.

**SUMMARY OF WATER FUND EXPENDITURES
BY DEPARTMENT**

General Fund by Department	2012-13 Fiscal Budget	2013-14 Fiscal Budget	Net Change
4310 Sewage	1,327,000.00	1,417,940.00	(90,940.00)
4350 VMH Sanitary Sewer Improvements	0.00	0.00	0.00
4410 Water Administration	354,928.00	375,649.00	(20,721.00)
4440 Distribution	1,494,962.00	1,439,406.00	55,556.00
9110 Transfers Out	350,110.00	295,005.00	55,105.00
Total General Fund By Department	3,527,000.00	3,528,000.00	(1,000.00)

City of Austell
WATER/SEWER
(505)
Sewerage (4310)

Sewerage (4310)	2012-13	2013-14	Net
	Fiscal Budget	Fiscal Budget	Change
51.1100 SALARIES & WAGES	0.00	75,829.00	75,829.00
51.1300 OVERTIME	0.00	10,000.00	10,000.00
51.2200 FICA	0.00	3,611.00	3,611.00
52.1200 PROFESSIONAL	4,000.00	4,000.00	0.00
52.1300 TECHNICAL	3,000.00	3,000.00	0.00
52.2200 REPAIRS & MAINTENANCE	2,000.00	5,000.00	3,000.00
52.2320 RENTAL OF EQUIPMENT & VEHICLE	2,000.00	2,000.00	0.00
52.3300 ADVERTISING	0.00	0.00	0.00
52.3600 DUES & FEES	500.00	0.00	(500.00)
52.3700 EDUCATION & TRAINING	1,000.00	0.00	(1,000.00)
53.1100 GENERAL SUPPLY & MATERIAL	5,000.00	5,000.00	0.00
53.1230 ELECTRICITY	1,500.00	1,500.00	0.00
53.1700 OTHER SUPPLIES	0.00	0.00	0.00
54.1200 SITE IMPROVEMENTS	0.00	0.00	0.00
54.1400 INFRASTRUCTURE	2,000.00	2,000.00	0.00
54.2500 OTHER EQUIPMENT	5,000.00	5,000.00	0.00
57.1000 INTERGOVERNMENTAL	1,300,000.00	1,300,000.00	0.00
57.3000 PAYMENTS TO OTHERS	1,000.00	1,000.00	0.00
Total Sewerage (4310)	1,327,000.00	1,417,940.00	90,940.00

VMH Sanitary Sewer Improvements (4350)

VMH Sanitary Sewer Improvements (4350)	2012-13	2013-14	Net
	Fiscal Budget	Fiscal Budget	Change
52.1200 PROFESSIONAL	0.00	0.00	0.00
52.3300 ADVERTISING	0.00	0.00	0.00
53.1450 POSTAGE	0.00	0.00	0.00
54.1400 INFRASTRUCTURE	0.00	0.00	0.00
Total VMH Sanitary Sewer Improvements (4350)	0.00	0.00	0.00

**City of Austell
WATER/SEWER
(505)**

Water Administration (4410)

Water Administration (4410)	2012-13 Fiscal Budget	2013-14 Fiscal Budget	Net Change
51.1100 SALARIES & WAGES	170,000.00	170,500.00	500.00
51.1300 OVERTIME	0.00	3,639.00	3,639.00
51.2100 GROUP INSURANCE	35,890.00	48,851.00	12,961.00
51.2101 LIFE INS & STD	1,500.00	1,500.00	0.00
51.2200 FICA	12,500.00	12,500.00	0.00
51.2400 RETIREMENT	13,361.00	15,680.00	2,319.00
51.2700 WORKERS' COMPENSATION	8,044.00	8,044.00	0.00
52.1200 PROFESSIONAL	30,000.00	30,000.00	0.00
52.1300 TECHNICAL	27,000.00	27,000.00	0.00
52.2200 REPAIRS & MAINTENANCE	500.00	500.00	0.00
52.2320 RENTAL OF EQUIPMENT & VEH	8,448.00	8,448.00	0.00
52.3100 INSURANCE, OTHER THAN EMP	15,685.00	16,987.00	1,302.00
52.3200 COMMUNICATIONS	1,700.00	1,700.00	0.00
52.3400 PRINTING & BINDING	4,700.00	4,700.00	0.00
52.3500 TRAVEL	0.00	0.00	0.00
52.3600 DUES & FEES	0.00	0.00	0.00
52.3700 EDUCATION & TRAINING	600.00	600.00	0.00
52.3850 CONTRACT LABOR	0.00	0.00	0.00
52.3900 OTHER	100.00	100.00	0.00
53.1100 GENERAL SUPPLY & MATERIAL	10,000.00	10,000.00	0.00
53.1450 POSTAGE	13,800.00	13,800.00	0.00
53.1600 SMALL EQUIPMENT	1,100.00	1,100.00	0.00
54.2300 FURNITURE & FIXTURES	0.00	0.00	0.00
54.2400 COMPUTERS	0.00	0.00	0.00
54.2500 OTHER EQUIPMENT	0.00	0.00	0.00
57.4000 BAD DEBTS	0.00	0.00	0.00
57.9000 CONTINGENCIES	0.00	0.00	0.00
	354,928.00	375,649.00	20,721.00

City of Austell
WATER/SEWER
(505)

Water Distribution (4440)

Water Distribution (4440)	2012-13 Fiscal Budget	2013-14 Fiscal Budget	Net Change
51.1100 SALARIES & WAGES	361,462.00	288,669.00	(72,793.00)
51.1200 TEMPORARY EMPLOYEES	0.00	0.00	0.00
51.1300 OVERTIME	30,000.00	20,000.00	(10,000.00)
51.2100 GROUP INSURANCE	89,920.00	93,120.00	3,200.00
51.2101 LIFE INS & STD	3,300.00	3,300.00	0.00
51.2200 FICA	27,652.00	22,084.00	(5,568.00)
51.2400 RETIREMENT	57,529.00	64,432.00	6,903.00
51.2700 WORKERS' COMPENSATION	18,089.00	18,089.00	0.00
52.1200 PROFESSIONAL	5,000.00	11,500.00	6,500.00
52.1300 TECHNICAL	20,000.00	5,000.00	(15,000.00)
52.2200 REPAIRS & MAINTENANCE	3,000.00	2,500.00	(500.00)
52.2201 REPAIRS & MAINTENANCE VEHICLES	6,000.00	6,000.00	0.00
52.2202 REPAIR & MAINTENANCE - EQUIPMENT	3,000.00	3,000.00	0.00
52.2320 RENTAL OF EQUIPMENT & VEH	1,500.00	1,500.00	0.00
52.3100 INSURANCE, OTHER THAN EMP	34,960.00	37,862.00	2,902.00
52.3200 COMMUNICATIONS	6,000.00	6,000.00	0.00
52.3300 ADVERTISING	0.00	0.00	0.00
52.3400 PRINTING & BINDING	3,000.00	3,000.00	0.00
52.3500 TRAVEL	500.00	500.00	0.00
52.3600 DUES & FEES	4,000.00	4,000.00	0.00
52.3700 EDUCATION & TRAINING	2,500.00	2,500.00	0.00
52.3900 OTHER	0.00	0.00	0.00
53.1100 GENERAL SUPPLY & MATERIAL	20,000.00	15,000.00	(5,000.00)
53.1102 METERS	0.00	30,000.00	30,000.00
53.1220 NATURAL GAS	1,500.00	1,500.00	0.00
53.1230 ELECTRICITY	1,500.00	1,500.00	0.00
53.1270 GASOLINE & DIESEL FUEL	20,000.00	20,000.00	0.00
53.1300 FOOD	0.00	500.00	500.00
53.1400 BOOKS & PERIODICALS	300.00	300.00	0.00
53.1450 POSTAGE	0.00	0.00	0.00
53.1510 WATER FOR RESALE	736,000.00	736,000.00	0.00
53.1600 SMALL EQUIPMENT	750.00	750.00	0.00
53.1700 OTHER SUPPLIES	1,500.00	2,000.00	500.00
53.1701 UNIFORMS	1,000.00	3,800.00	2,800.00
54.1400 INFRASTRUCTURE	25,000.00	25,000.00	0.00
54.2400 COMPUTERS	0.00	0.00	0.00
54.2500 OTHER EQUIPMENT	10,000.00	10,000.00	0.00
Total Water Distribution (4440)	1,494,962.00	1,439,406.00	(55,556.00)

**City of Austell
WATER/SEWER
(505)**

Operating Transfers (9110)

	2012-13 Fiscal Budget	2013-14 Fiscal Budget	Net Change
Operating Transfers-Out (9110)			
61.2110 OPERATING TRANSFERS OUT	350,110.00	295,005.00	(55,105.00)
Total Operating Transfers-Out (9110)	350,110.00	295,005.00	(55,105.00)
Total Water Expenditures	3,527,000.00	3,528,000.00	1,000.00

**City of Austell
STORMWATER
(515)**

Description

The stormwater management fund is used to fund all storm water management functions

Overview

A. Revenue

Revenue for the stormwater management fund comes from a \$4 charge ERU's per month per year. Also included in their revenue are transfers from the Water Fund.

REVENUE

	2012-13 Fiscal Budget	2013-14 Fiscal Budget	Net Change
Solid Waste			
34.4260 STORMWATER UTILITY	320,000.00	350,000.00	30,000.00
34.4262 CONSTRUCTION LDP PERMITS	200.00	200.00	0.00
34.4263 NPDES (STORMWATER)	500.00	500.00	0.00
39.1200 OPERATING TRANSFERS IN	13,163.00	104,320.00	91,157.00
	333,863.00	455,020.00	121,157.00

City of Austell
STORMWATER
(515)

B. Expenditures

Expenditures for the stormwater management fund are for the operations and management of the City's stormwater management services.

EXPENDITURES

	2012-13	2013-14	Net
Stormwater Management (4320)	Fiscal Budget	Fiscal Budget	Change
51.1100 SALARIES & WAGES	215,412.00	238,500.00	(23,088.00)
51.1200 TEMPORARY EMPLOYEES	0.00	8,500.00	(8,500.00)
51.1300 OVERTIME	0.00	2,500.00	(2,500.00)
51.2100 GROUP INSURANCE	29,770.00	60,060.00	(30,290.00)
51.2101 LIFE INS & STD	0.00	0.00	0.00
51.2200 FICA	16,479.00	18,896.00	(2,417.00)
51.2400 RETIREMENT	2,557.00	2,864.00	(307.00)
51.2600 UNEMPLOYMENT	0.00	0.00	0.00
51.2700 WORKERS' COMPENSATION	8,044.00	8,044.00	0.00
52.1200 PROFESSIONAL	500.00	41,500.00	(41,000.00)
52.1300 TECHNICAL	500.00	5,000.00	(4,500.00)
52.2200 REPAIRS & MAINTENANCE	1,000.00	1,000.00	0.00
52.2201 REPAIRS & MAINTENANCE VEHICLES	750.00	1,000.00	(250.00)
52.2202 REPAIRS & MAINTENANCE EQUIPMENT	1,000.00	5,000.00	(4,000.00)
52.3100 INSURANCE, OTHER THAN EMP	11,501.00	12,456.00	(955.00)
52.3200 COMMUNICATIONS	850.00	2,500.00	(1,650.00)
52.3300 ADVERTISING	0.00	0.00	0.00
52.3400 PRINTING & BINDING	1,000.00	1,000.00	0.00
52.3500 TRAVEL	500.00	500.00	0.00
52.3600 DUES & FEES	1,250.00	1,500.00	(250.00)
52.3700 EDUCATION & TRAINING	3,000.00	3,000.00	0.00
52.3710 EDUCATION & TRAINING-PUBLIC	15,000.00	15,000.00	0.00
52.3850 CONTRACT LABOR	5,000.00	5,000.00	0.00
53.1100 GENERAL SUPPLY & MATERIAL	14,500.00	14,500.00	0.00
53.1270 GASOLINE & DIESEL FUEL	1,500.00	1,500.00	0.00
53.1300 FOOD	0.00	0.00	0.00
53.1400 BOOKS & PERIODICALS	500.00	500.00	0.00
53.1450 POSTAGE	0.00	0.00	0.00
53.1600 SMALL EQUIPMENT	2,000.00	2,000.00	0.00
53.1700 OTHER SUPPLIES	500.00	500.00	0.00
53.1701 UNIFORMS	750.00	2,200.00	(1,450.00)
54.2400 COMPUTERS	0.00	0.00	0.00
54.2500 OTHER EQUIPMENT	0.00	0.00	0.00
Total Stormwater Management (4320)	333,863.00	455,020.00	(121,157.00)

City of Austell
SOLID WASTE MANAGEMENT
(540)

Description

The solid waste fund is used to fund all solid waste management functions

Overview

A. Revenue

Revenue for the solid waste fund comes from the sale of garbage bags and recycling charges. Also included in their revenue are transfers from the General Fund.

	REVENUE		
	2012-13	2013-14	Net
	Fiscal Budget	Fiscal Budget	Change
Solid Waste			
34.4190 OTHER CHARGES-GARBAGE BAGS	84,000.00	84,000.00	0.00
39.1200 OPERATING TRANSFERS IN	66,724.00	77,964.00	11,240.00
	150,724.00	161,964.00	11,240.00

City of Austell
SOLID WASTE MANAGEMENT
(540)

B. Expenditures

Expenditures for the solid waste fund are for the operations and management of the City's garbage and recycling services.

EXPENDITURES

Solid Waste Fund (4520)	2012-13	2013-14	Net
	Fiscal Budget	Fiscal Budget	Change
51.1100 SALARIES & WAGES	27,144.00	28,502.00	(1,358.00)
51.1300 OVERTIME	250.00	250.00	0.00
51.2100 GROUP INSURANCE	8,875.00	6,648.00	2,227.00
51.2101 LIFE INS & STD	1,500.00	1,500.00	0.00
51.2200 FICA	2,077.00	2,181.00	(104.00)
51.2400 RETIREMENT	3,548.00	3,974.00	(426.00)
51.2700 WORKERS' COMPENSATION	2,000.00	2,000.00	0.00
52.1200 PROFESSIONAL	7,500.00	1,000.00	6,500.00
52.1201 PROFESSIONAL (Recycling)	67,500.00	83,860.00	(16,360.00)
52.1300 TECHNICAL	1,000.00	1,000.00	0.00
52.2110 DISPOSAL (E.G. GARBAGE PU	15,000.00	15,000.00	0.00
52.2200 REPAIRS & MAINTENANCE	500.00	500.00	0.00
52.2201 REPAIRS & MAINTENANCE VEHICLES	5,000.00	5,000.00	0.00
52.2202 REPAIRS & MAINTENANCE EQUIPMENT	1,000.00	1,000.00	0.00
52.3100 INSURANCE, OTHER THAN EMP	230.00	249.00	(19.00)
52.3200 COMMUNICATIONS	0.00	500.00	(500.00)
52.3300 ADVERTISING	0.00	0.00	0.00
52.3400 PRINTING & BINDING	0.00	0.00	0.00
52.3600 DUES & FEES	0.00	0.00	0.00
52.3700 EDUCATION & TRAINING	0.00	0.00	0.00
53.1100 GENERAL SUPPLY & MATERIAL	2,000.00	2,000.00	0.00
53.1110 GENERAL SUPPLY - OFFICE	0.00	0.00	0.00
53.1220 NATURAL GAS	1,500.00	1,500.00	0.00
53.1230 ELECTRICITY	0.00	0.00	0.00
53.1270 GASOLINE & DIESEL FUEL	2,500.00	2,500.00	0.00
53.1550 GARBAGE BAGS	1,000.00	2,000.00	(1,000.00)
53.1700 OTHER SUPPLIES	300.00	300.00	0.00
53.1701 UNIFORMS	300.00	500.00	(200.00)
54.2500 OTHER EQUIPMENT	0.00	0.00	0.00
	150,724.00	161,964.00	(11,240.00)

**City of Austell
AACIC
(785)**

Overview

A. Revenue

The revenue generated by interest on railroad principle.

	REVENUE		
	2012-13 Fiscal Budget	2012-13 Fiscal Budget	Net Change
Interest			
36.1000 INTEREST REVENUE	35,000.00	137,000.00	102,000.00
Total Interest Revenue	35,000.00	137,000.00	102,000.00

B. Expenditures

Expenditures for the AACIC fund is limited to those expenditures approved by the AACIC board.

	EXPENDITURES		
	2012-13 Fiscal Budget	2012-13 Fiscal Budget	Net Change
AACIC Fund			
57.1000 OTHER	35,000.00	137,000.00	102,000.00
Total AACIC Fund	35,000.00	137,000.00	102,000.00

Salary Grid Police for 2013-14

Police Officer - Non-Certified Step 1								
Communications & Detention Officer Step 1, Step 2 after Certification								
Range 1P	Step 1	Step 2	Step 3	Step 4	Step 5	Step 6	Step 7	3% ONLY Step 8
Annual	24,772.80	26,020.80	27,331.20	28,704.00	30,139.20	31,636.80	33,217.60	34,881.60
Weekly	476.40	500.40	525.60	552.00	579.60	608.40	638.80	670.80
Hourly	11.91	12.51	13.14	13.80	14.49	15.21	15.97	16.77
3% ONLY								
Range 2P	Step 1	Step 2	Step 3	Step 4	Step 5	Step 6	Step 7	3% ONLY Step 8
Annual	30,992.00	32,541.60	34,168.68	35,877.11	37,670.97	39,554.52	41,532.24	43,608.86
Weekly	596.00	625.80	657.09	689.94	724.44	760.66	798.70	838.63
Hourly	14.90	15.65	16.43	17.25	18.11	19.02	19.97	20.97

Sergeant								
Range 3P	Step 1	Step 2	Step 3	Step 4	Step 5	Step 6	Step 7	3% ONLY Step 8
Annual	31,595.20		34,833.71	36,575.39	38,404.16	40,324.37	42,340.59	44,457.62
Weekly	607.60	637.98	669.88	703.37	738.54	775.47	814.24	854.95
Hourly	15.19	15.95	16.75	17.58	18.46	19.39	20.36	21.37

Lieutenant								
Range 4P	Step 1	Step 2	Step 3	Step 4	Step 5	Step 6	Step 7	3% ONLY Step 8
Annual	35,527.42	37,303.79	39,168.98	41,127.43	43,183.80	45,342.99	47,610.14	49,990.65
Weekly	683.22	717.38	753.25	790.91	830.46	871.98	915.58	961.36
Hourly	17.08	17.93	18.83	19.77	20.76	21.80	22.89	24.03

Salary Grid for 2013-14

GENERAL		CDL or Mechanic Certified Automatic 2 Step Increase/Part time Community Cntr Security \$9.00 per hour											3% Only	
Range 1	Step 1	Step 2	Step 3	Step 4	Step 5	Step 6	Step 7	Step 8	Step 9	Step 10	Step 11	Step 10	Step 11	
Annual	25,105.60	26,353.60	27,664.00	29,057.60	30,513.60	32,032.00	33,633.60	35,318.40	37,086.40	38,937.60	40,892.80	38,937.60	40,892.80	
Weekly	482.80	506.80	532.00	558.80	586.80	616.00	646.80	679.20	713.20	748.80	786.40	748.80	786.40	
Hourly	12.07	12.67	13.30	13.97	14.67	15.40	16.17	16.98	17.83	18.72	19.66	18.72	19.66	

Range 2	Step 1	Step 2	Step 3	Step 4	Step 5	Step 6	Step 7	Step 8	Step 9	Step 10	Step 11
Annual	26,956.80	28,308.80	29,723.20	31,200.00	32,760.00	34,403.20	36,129.60	37,939.20	39,832.00	41,828.80	43,929.60
Weekly	518.40	544.40	571.60	600.00	630.00	661.60	694.80	729.60	766.00	804.40	844.80
Hourly	12.96	13.61	14.29	15.00	15.75	16.54	17.37	18.24	19.15	20.11	21.12

Range 3	Step 1	Step 2	Step 3	Step 4	Step 5	Step 6	Step 7	Step 8	Step 9	Step 10	Step 11
Annual	30,139.20	31,636.80	33,217.60	34,881.60	36,628.80	38,459.20	40,372.80	42,390.40	44,512.00	46,737.60	49,067.20
Weekly	579.60	608.40	638.80	670.80	704.40	739.60	776.40	815.20	856.00	898.80	943.60
Hourly	14.49	15.21	15.97	16.77	17.61	18.49	19.41	20.38	21.40	22.47	23.59

Supervisor		Step 1	Step 2	Step 3	Step 4	Step 5	Step 6	Step 7	Step 8	Step 9	Step 10	Step 11
Annual	32,926.40	34,569.60	36,296.00	38,105.60	40,019.20	42,016.00	44,116.80	46,321.60	48,630.40	51,064.00	53,622.40	
Weekly	633.20	664.80	698.00	732.80	769.60	808.00	848.40	890.80	935.20	982.00	1,031.20	
Hourly	15.83	16.62	17.45	18.32	19.24	20.20	21.21	22.27	23.38	24.55	25.78	

Assistant Director (Salaried)		Step 1	Step 2	Step 3	Step 4	Step 5	Step 6	Step 7	Step 8	Step 9	Step 10	Step 11
Annual	35,527.42	37,303.79	39,168.98	41,127.43	43,183.80	45,342.99	47,610.14	49,990.65	52,490.18	55,114.69	57,870.42	
Weekly	683.22	717.38	753.25	790.91	830.46	871.98	915.58	961.36	1,009.43	1,059.90	1,112.89	
Hourly	17.08	17.93	18.83	19.77	20.76	21.80	22.89	24.03	25.24	26.50	27.82	

Directors (Salaried)		Step 1	Step 2	Step 3	Step 4	Step 5	Step 6	Step 7	Step 8	Step 9	Step 10	Step 11
Annual	44,398.24	46,618.15	48,949.06	51,396.51	53,966.34	56,664.66	59,497.89	62,472.78	65,596.42	68,876.24	72,320.05	
Weekly	853.81	896.50	941.33	988.39	1,037.81	1,089.71	1,144.19	1,201.40	1,261.47	1,324.54	1,390.77	
Hourly	21.35	22.41	23.53	24.71	25.95	27.24	28.60	30.03	31.54	33.11	34.77	

Salary Grid Fire for 2013-14

Fireman - Certified Reserve Firemen will be paid at the step 2 rate									
Range 1F	Step 1	Step 2	Step 3	Step 4	Step 5	Step 6	Step 7	Step 8	3% ONLY Step 9
Annual	30,407.94	31,928.34	33,524.76	35,201.00	36,961.05	38,809.10	40,749.56	42,787.04	44,926.39
Weekly	584.77	614.01	644.71	676.94	710.79	746.33	783.65	822.83	863.97
Hourly	11.03	11.59	12.16	12.77	13.41	14.08	14.79	15.53	16.30

Lieutenant									
Range 2F	Step 1	Step 2	Step 3	Step 4	Step 5	Step 6	Step 7	Step 8	3% ONLY Step 9
Annual	33,945.78	35,643.07	37,425.22	39,296.48	41,261.30	43,324.37	45,490.59	47,765.12	50,153.38
Weekly	652.80	685.44	719.72	755.70	793.49	833.16	874.82	918.56	964.49
Hourly	12.32	12.93	13.58	14.26	14.97	15.72	16.51	17.33	18.20

Captain									
Range 3F	Step 1	Step 2	Step 3	Step 4	Step 5	Step 6	Step 7	Step 8	3% ONLY Step 9
Annual	37,454.39	39,327.11	41,293.47	43,358.14	45,526.05	47,802.35	50,192.47	52,702.09	54,283.15
Weekly	720.28	756.29	794.11	833.81	875.50	919.28	965.24	1,013.50	1,043.91
Hourly	13.59	14.27	14.98	15.73	16.52	17.34	18.21	19.12	19.70